
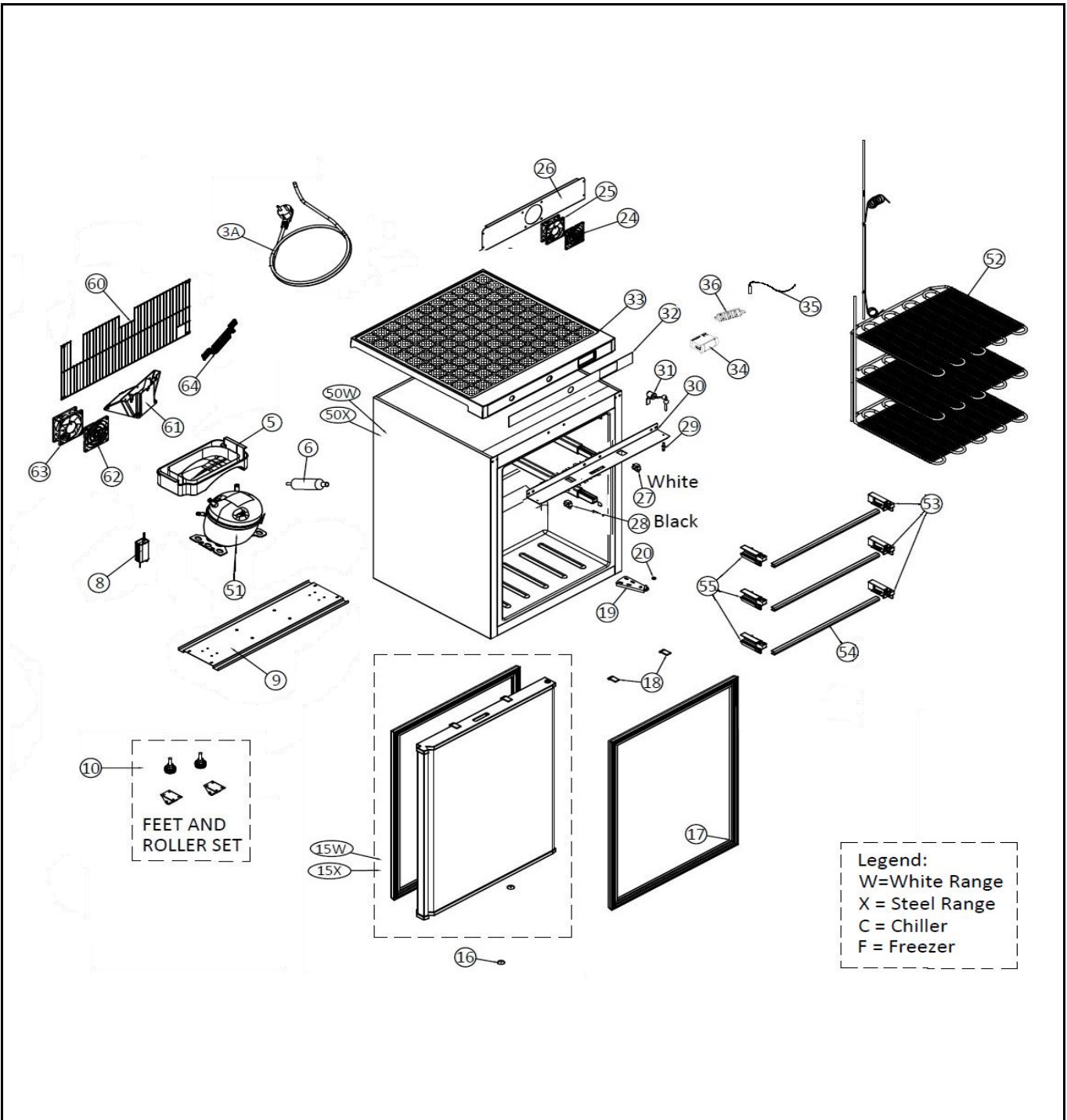



Drawing

| | | |
|---|-------------------------------------|------------------------|
|  <h2 style="margin: 0;">HENDI</h2> <p style="font-size: small; color: green; margin: 0;">Tools for Chefs</p> <p>Hendi B.V. Innovatielaan 6 6745XW De Klomp The Netherlands</p> | Batch # | Appliance part# |
| | 000000 and up | 236079 |
| | Description | |
| | Budget Line freezer cabinet (steel) | |

| | | | |
|-----------------|-------------------------------|-------------------|------|
| Date | 26-06-2026 | Revision # | V.01 |
| Revision | First Bill of Materials (BOM) | | |



Bill of materials (BOM)

| | | |
|---|-------------------------------------|------------------------|
|  HENDI Tools for Chefs Hendi B.V. Innovatielaan 6 6745XW De Klomp The Netherlands | Batch # | Appliance part# |
| | 000000 and up | 236079 |
| | Description | |
| | Budget Line freezer cabinet (steel) | |


| | | | |
|-----------------|-------------------------------|-------------------|------|
| Date | 26-06-2026 | Revision # | V.01 |
| Revision | First Bill of Materials (BOM) | | |

| Item | Description | Part# | Quantity | Remark | Picture |
|------|---------------------------------------|--------|----------|--------|---------|
| 1X | Cooler body assembly (steel) | n/a | 1 | | |
| 2 | Condensor | n/a | 1 | | |
| 3A | Power cord EU | n/a | 1 | | |
| 4 | Safety grid engine | n/a | 1 | | |
| 5 | Drain pan compressor | 973455 | 1 | | |
| 6 | Dryer filter | n/a | 1 | | |
| 8 | Power supply | 973387 | 1 | | |
| 9 | Base plate engine | n/a | 1 | | |
| 10 | Feet and roller set | 973394 | 1 | | |
| 15W | Door (cooler, include gasket, white) | n/a | 1 | | |
| 15X | Door (cooler, include gasket, steel)) | n/a | 1 | | |
| 16 | Cover plug hole | 973400 | 1 | | |
| 17 | Gasket (door) | 973479 | 1 | | |
| 18 | Door stop | n/a | 1 | | |
| 19 | Hinge (bottom) | n/a | 1 | | |
| 20 | Spacer hinge (bottom) | n/a | 1 | | |
| 27 | Door alarm switch (white) | n/a | 1 | | |
| 28 | Fan / Light switch (black) | n/a | 1 | | |
| 29 | Pivot for hinge (upper/bottom) | n/a | 1 | | |
| 30 | Support bracket solid door | n/a | 1 | | |
| 31 | Lock | 973417 | 1 | | |
| 32 | Sticker for front panel | n/a | 1 | | |
| 33 | Top panel for door | n/a | 1 | | |
| 34 | Digital control unit | 973431 | 1 | | |
| 35 | Sensor | 973424 | 1 | | |
| 36 | Sensor bracket | n/a | 1 | | |
| 50X | Freezer body assembly (steel) | n/a | 1 | | |
| 51 | Compressor (freezer) | n/a | 1 | | |
| 52 | Evaporator shelf | n/a | 1 | | |
| 53 | Evaporator holder right (freezer) | 973493 | 3 | | |
| 54 | Evaporator cover stripes (freezer) | 973516 | 3 | | |
| 55 | Evaporator holder left (freezer) | 973509 | 3 | | |
| 60 | Safety grid (engine) | n/a | 1 | | |
| 61 | Condensor fan support | n/a | 1 | | |
| 62 | Safety grid fan (condensor) | n/a | 1 | | |
| 63 | Fan (condensor) | n/a | 1 | | |
| 64 | Support bracket fan (condensor) | n/a | 1 | | |
| | | | | | |
| | | | | | |

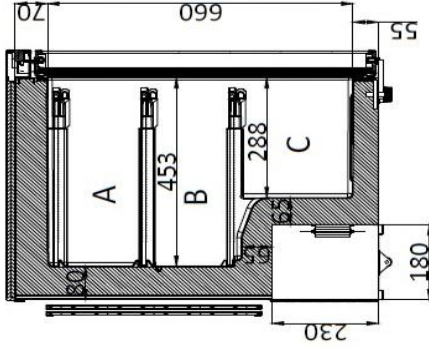
n/a -> not available

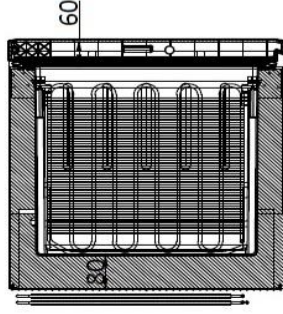
nss -> not sold separately

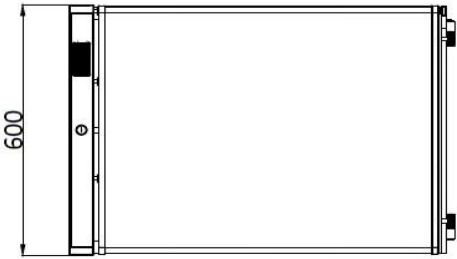
Dimensional drawing

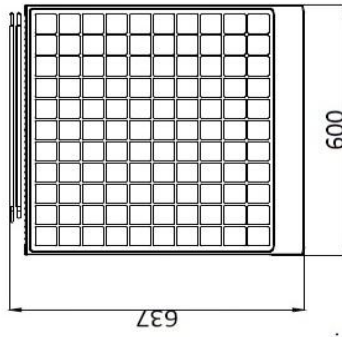
| | | |
|--|--|------------------------|
|  <b style="font-size: 24px; margin-left: 10px;">HENDI Tools for Chefs Hendi B.V. Innovatielaan 6 6745XW De Klomp The Netherlands | Batch # | Appliance part# |
| | 000000 and up | 236079 |
| | Description | |
| | Budget Line freezer cabinet (steel) | |

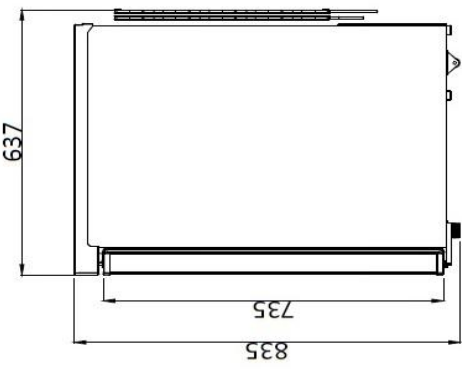
| | | | |
|-----------------|-------------------------------|-------------------|------|
| Date | 26-06-2026 | Revision # | V.01 |
| Revision | First Bill of Materials (BOM) | | |











Technical requirements:

1. Gross volume 122L, effective volume (EEI volume): 97L;
2. External dimensions of the product (W * D * H): 600 * 637 * 835mm;